

stan S41

Maternal and Fetal Monitor

A Better Start in Life

The S41 maternal and fetal monitor is intended for monitoring the mother and the fetus during simplex and duplex antenatal screening, labor and delivery. The monitor has a 12.1" touch screen with CTG trace displayed on screen, with a possible 70-degree position variation. It is compatible with several central monitoring systems. The S41 has a built-in printer, visual and audio alarm system.

Pick and mix among various add-ons and build your own monitor according to your needs.



Note: The monitor in the picture includes the Wireless Monitoring Upgrade Kit (Aqua) (See 4/SYS120400)

Main Unit

Provides external monitoring of maternal and fetal parameters and CTG analysis for antenatal screening (STV, Fischer, Krebs, CST, NST).







Stan Viewer software is included, for retrospective viewing of trace recordings.

Printer prints up to 50mm/sec.

SYS120400

- 1 Wired FHR Transducer
- 1 Wired TOCO Transducer
- 1 Wired FM marker
- 1 Transducer Belt 2pcs
- 1 Printing Paper 3 folds/box
- 1 3-leadwire MEEG leadset cable
- 1 MEEG electrode snap connector 25pcs
- 1 NIBP Cuff Adult
- 1 NIBP Cuff Large Adult
- 1 NIBP cuff extension cable
- 1 SpO2 sensor
- 1 SpO2 extension cable
- 1 Power cord
- 1 Instructions For Use
- 1 Service Manual
- 1 Quick Guide
- 1 Stan Viewer installation instruction

Add-Ons

Internal Fetal Monitoring	Fetal ST Analysis	Wireless Monitoring Upgrade Kit	Wireless Monitoring Upgrade Kit (Aqua)	Duplex Monitoring	Rechargeable System Battery
1/SYS	2/SYS	3/SYS	4/SYS		P4910-00015
					

Add-Ons

Internal Fetal Monitoring

1/SYS120400



Provides the function of internal fetal heart rate registration. Validated for Goldtrace Fetal Spiral Electrode (FSE). Also provides the function of intra-uterine pressure registration (IUP).

Factory installed.

This add-on prepares the S41 for fetal ST Analysis.

Fetal ST Analysis

2/SYS120400



Provides the function of fetal ST Analysis. Registering, measuring and analyzing the fetal ECG changes based on the oxygen levels in the fetus circulation, from gestation week 36+0.

Requires (1/SYS120400) internal fetal monitoring add-on.

- 1 ST Analysis License
- 3 Printing paper fetal ST Analysis
- 1 Clinical Guidelines



Wireless Monitoring Upgrade Kit

3/SYS120400



The wireless transducers offer mobility during labor, with continuous CTG monitoring. It can also be used during indoor transport situations in healthcare facilities.

Range: > 10 m
Operating time: 8 hrs
Charging time: 4-5 hrs



Factory installed.

- 1 Wireless Transducer Base
- 1 Wireless US FHR1 Transducer
- 1 Wireless TOCO Transducer



Wireless Monitoring Upgrade Kit (Aqua)

4/SYS120400



Operates in the 433MHz frequency range which is suitable for underwater monitoring.

The wireless transducers offer mobility during labor, with continuous CTG monitoring. It can also be used during indoor transport situations in healthcare facilities.

Range: > 10 m
Operating time: 8 hrs
Charging time: 4-5 hrs



Factory installed.

- 1 Wireless Transducer Base
- 1 Wireless Aqua US FHR1 Transducer
- 1 Wireless Aqua TOCO Transducer



FHR2 Duplex Monitoring

Transducers for registration of duplex. Available in wired, wireless and Aqua add-ons.

1 Wired FHR Transducer - P1221-05038

1 Wireless FHR2 Transducer - P1271-05042

1 Wireless FHR2 Transducer (Aqua) - P1271-05051

Rechargeable System Battery

System battery for Stan S41. Providing uninterruptible power for 3 hours (5200mAh).

Charging time: Maximum 6 hrs

P4910-00015

1 Rechargeable System Battery Li-ion

Accessories for Internal Fetal Monitoring

FECG Legplate for Goldtrace

Legplate cable for registration of internal fetal heart rate and FECG.

Validated with Goldtrace Fetal Spiral Electrode (FSE).

P1263-03024



Goldtrace Fetal Spiral Electrode

Fetal Spiral Electrode for internal fetal heart rate and FECG registration.

CNS000004/75



Skin Electrode for FECG

Gel skin electrode for fetal heart rate and FECG registration. Suitable for ST Analysis.

1/CNS000003/30



IUP Adapter Cable for Utah Medical/Intran

For internal monitoring of uterine activity. Compatible with IntranPlus IUP catheters from Utah Medical.

P1263-03027

Abrasive Paper

Abrasive pad for skin preparation before application of skin electrode.

CNS000401/1500

Notes

Follow link to find out more.
[www.neovanta.com/products/
stan-s41/](http://www.neovanta.com/products/stan-s41/)

